

Daily Clearing Analysis: Overview

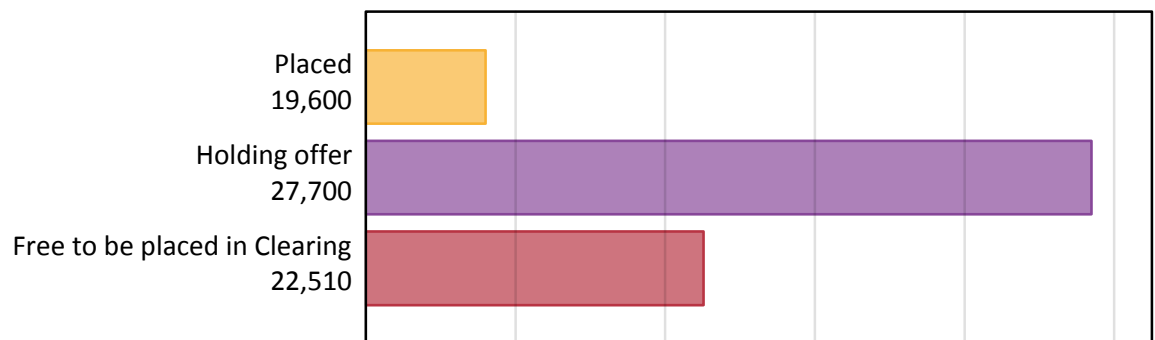
Analysis at 00:05 on Tuesday 4 August 2015 (SQA results day - No Scot.X1)

AX.1 Applicants by type and status from outside the EU, 2015 cycle

Applicants at SQA results day

Applicant type	Status	2015
Main scheme	Placed (Clearing)	340
	Placed (Adjustment)	0
	Placed (Firm)	17,070
	Placed (Insurance)	800
	Placed (Other)	1,300
	Holding offer	27,700
	Free to be placed in Clearing	22,510
Direct to Clearing	Placed (Direct to Clearing)	80
	Other (Direct to Clearing)	650
All applicants	Placed	19,600

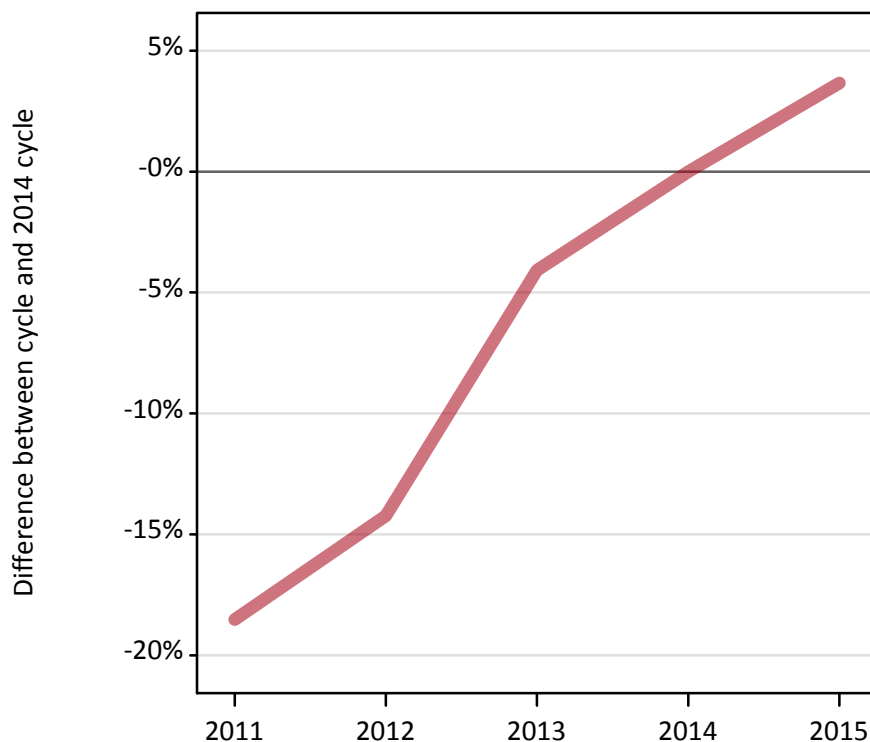
AX.2 Summary of applicants who are placed, holding offers or free to be placed in Clearing, from outside the EU



AX.3 All placed applicants from outside the EU: SQA results day

All placed applicants: change relative to 2014 cycle totals

Placed



AX.4 All placed applicants from outside the EU: SQA results day

All placed applicants: applicants at SQA results day

Applicant type	Status	2011	2012	2013	2014	2015
All applicants	Placed	15,410	16,220	18,140	18,910	19,600

AX.5 All placed applicants from outside the EU: SQA results day

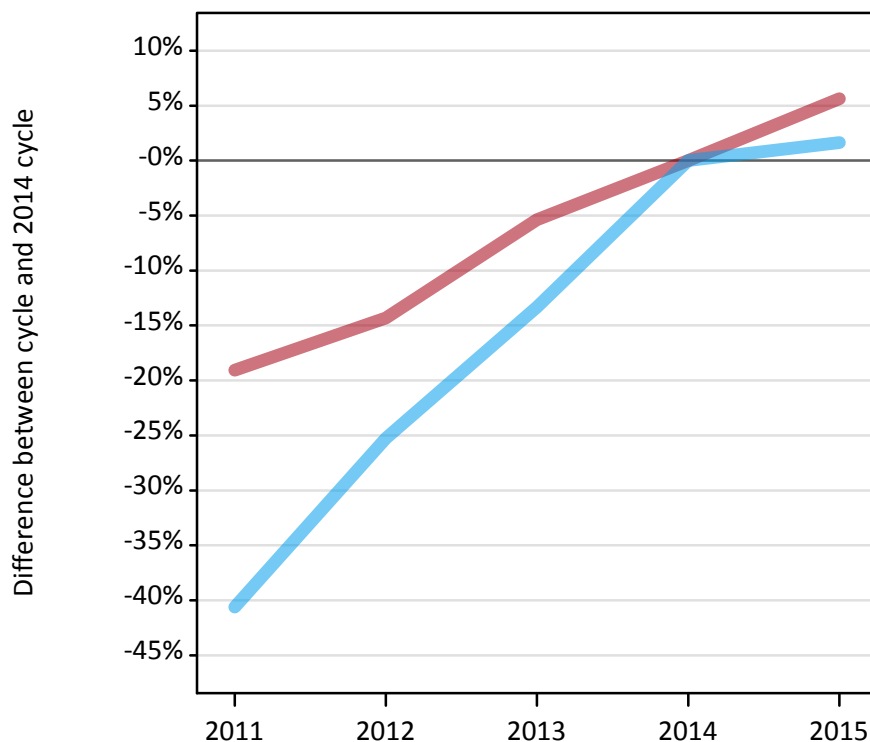
All placed applicants: change relative to 2014 cycle totals

Applicant type	Status	2011	2012	2013	2014	2015
All applicants	Placed	-19%	-14%	-4%	0%	4%

AX.6 Placed main scheme applicants from outside the EU: SQA results day

Selected placed routes: change relative to 2014 cycle totals

Placed (Firm)
Placed (Insurance)



AX.7 Placed main scheme applicants from outside the EU: SQA results day

All Main scheme placed routes (excluding Adjustment): applicants at SQA results day

Applicant type	Status	2011	2012	2013	2014	2015
Main scheme	Placed (Clearing)	180	200	280	310	340
	Placed (Firm)	13,090	13,850	15,300	16,170	17,070
	Placed (Insurance)	470	590	680	790	800
	Placed (Other)	1,630	1,510	1,770	1,560	1,300

AX.8 Placed main scheme applicants from outside the EU: SQA results day

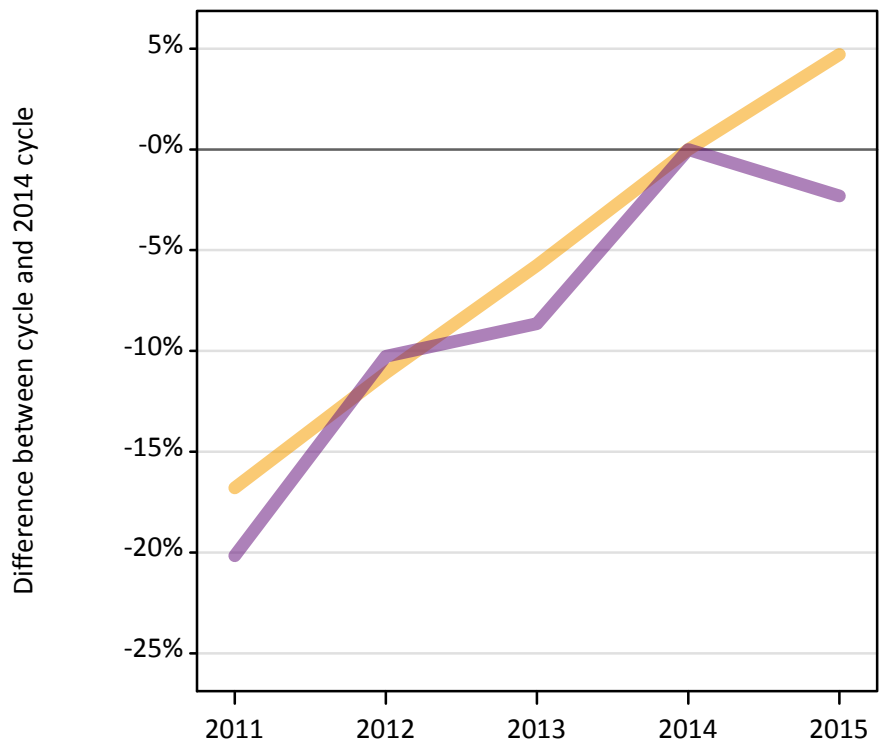
Selected placed routes: change relative to 2014 cycle totals

Applicant type	Status	2011	2012	2013	2014	2015
Main scheme	Placed (Firm)	-19%	-14%	-5%	0%	6%
	Placed (Insurance)	-41%	-25%	-13%	0%	2%

AX.9 Main scheme applicants not currently placed from outside the EU: SQA results day

Applicants in unplaced states: change relative to 2014 cycle totals

— Holding offer
— Free to be placed in Clearing



AX.10 Main scheme applicants not currently placed from outside the EU: SQA results day

Applicants in unplaced states: applicants at SQA results day

Applicant type	Status	2011	2012	2013	2014	2015
Main scheme	Holding offer	22,010	23,520	24,930	26,450	27,700
	Free to be placed in Clearing	18,400	20,680	21,050	23,040	22,510

AX.11 Main scheme applicants not currently placed from outside the EU: SQA results day

Applicants in unplaced states: change relative to 2014 cycle totals

Applicant type	Status	2011	2012	2013	2014	2015
Main scheme	Holding offer	-17%	-11%	-6%	0%	5%
	Free to be placed in Clearing	-20%	-10%	-9%	0%	-2%