

Applicants by age at the 15 January deadline

D.9.1 Applicants by UK country of domicile and age group

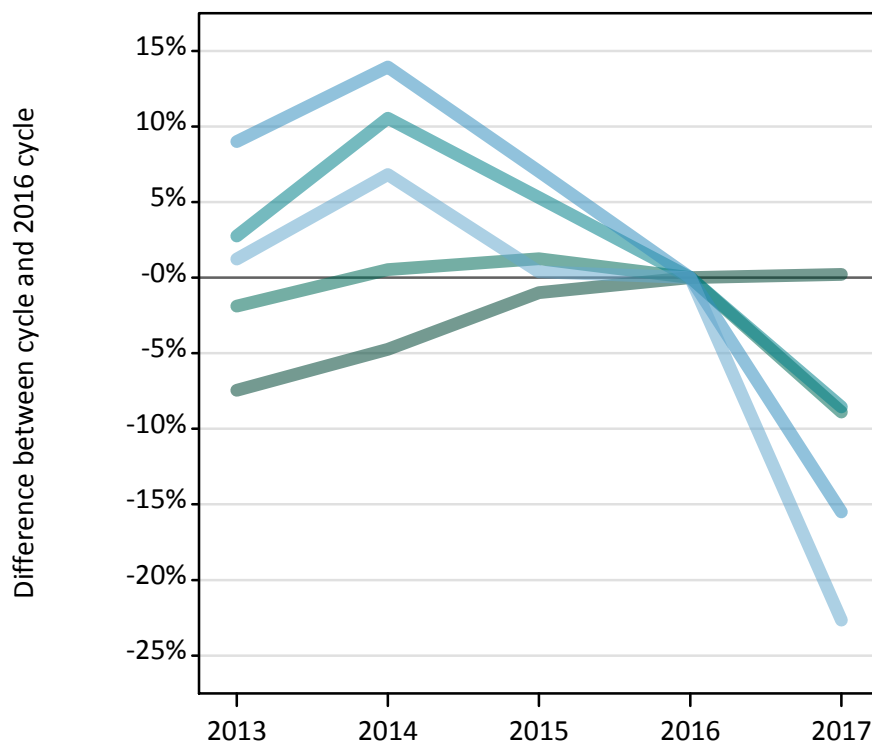
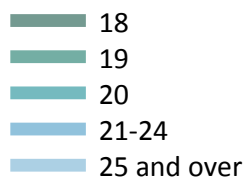
Domicile and age group		2017
England	Under 18	810
	18	230,870
	19	73,310
	20	21,370
	21-24	27,830
	25 and over	31,690
Northern Ireland	Under 18	30
	18	11,500
	19	3,180
	20	1,510
	21-24	1,880
	25 and over	1,380
Scotland	Under 18	740
	18	18,720
	19	5,520
	20	3,670
	21-24	7,200
	25 and over	8,680
Wales	Under 18	10
	18	11,250
	19	3,440
	20	1,180
	21-24	1,720
	25 and over	2,020

D.9.2 Proportions of 18 year olds by UK country of domicile

Domicile and age group		2017
England	18	37.0%
Northern Ireland	18	47.5%
Scotland	18	32.6%
Wales	18	31.7%

D.9.3 Applicants by domicile and age : England

Selected age groups: Difference between cycle and 2016 cycle



D.9.4 Applicants by domicile and age : England

All age groups

Domicile and age group		2013	2014	2015	2016	2017
England	Under 18	800	860	900	890	810
	18	213,190	219,420	228,060	230,360	230,870
	19	78,950	80,900	81,480	80,470	73,310
	20	24,010	25,830	24,600	23,370	21,370
	21-24	35,900	37,520	35,250	32,930	27,830
	25 and over	41,480	43,760	41,130	40,970	31,690

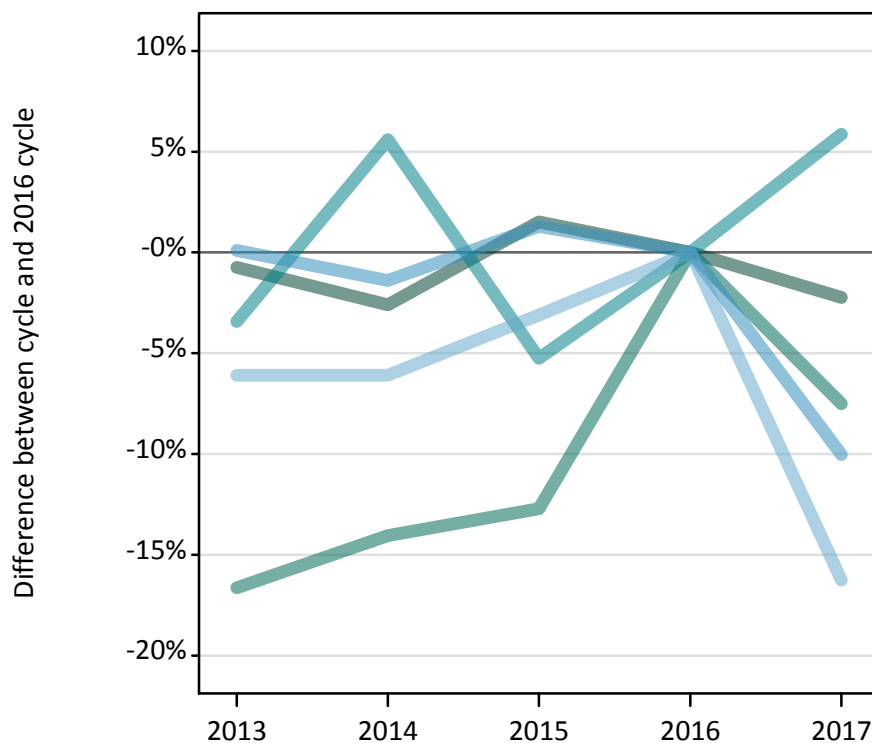
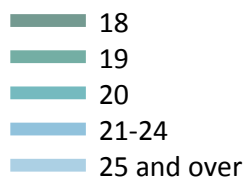
D.9.5 Applicants by domicile and age : England

All age groups: Difference between cycle and 2016 cycle

Domicile and age group		2013	2014	2015	2016	2017
England	Under 18	-10%	-3%	1%	0%	-9%
	18	-7%	-5%	-1%	0%	0%
	19	-2%	1%	1%	0%	-9%
	20	3%	11%	5%	0%	-9%
	21-24	9%	14%	7%	0%	-15%
	25 and over	1%	7%	0%	0%	-23%

D.9.6 Applicants by domicile and age : Northern Ireland

Selected age groups: Difference between cycle and 2016 cycle



D.9.7 Applicants by domicile and age : Northern Ireland

All age groups

Domicile and age group		2013	2014	2015	2016	2017
Northern Ireland	Under 18	30	30	40	40	30
	18	11,670	11,450	11,940	11,760	11,500
	19	2,870	2,950	3,000	3,440	3,180
	20	1,380	1,510	1,360	1,430	1,510
	21-24	2,090	2,060	2,120	2,090	1,880
	25 and over	1,540	1,540	1,590	1,640	1,380

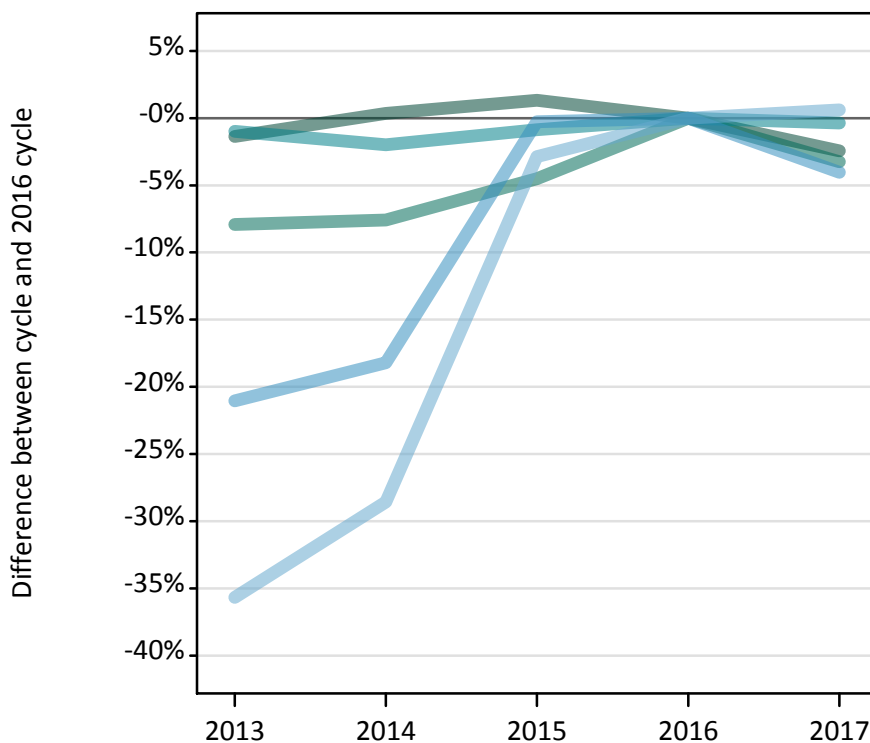
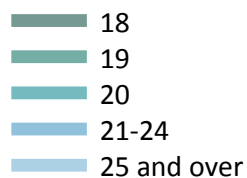
D.9.8 Applicants by domicile and age : Northern Ireland

All age groups: Difference between cycle and 2016 cycle

Domicile and age group		2013	2014	2015	2016	2017
Northern Ireland	Under 18	-15%	-33%	-13%	0%	-38%
	18	-1%	-3%	2%	0%	-2%
	19	-17%	-14%	-13%	0%	-8%
	20	-3%	6%	-5%	0%	6%
	21-24	0%	-1%	1%	0%	-10%
	25 and over	-6%	-6%	-3%	0%	-16%

D.9.9 Applicants by domicile and age : Scotland

Selected age groups: Difference between cycle and 2016 cycle



D.9.10 Applicants by domicile and age : Scotland

All age groups

Domicile and age group		2013	2014	2015	2016	2017
Scotland	Under 18	660	650	700	720	740
	18	18,930	19,260	19,440	19,190	18,720
	19	5,250	5,270	5,450	5,700	5,520
	20	3,650	3,610	3,650	3,680	3,670
	21-24	5,920	6,130	7,480	7,500	7,200
	25 and over	5,550	6,160	8,380	8,630	8,680

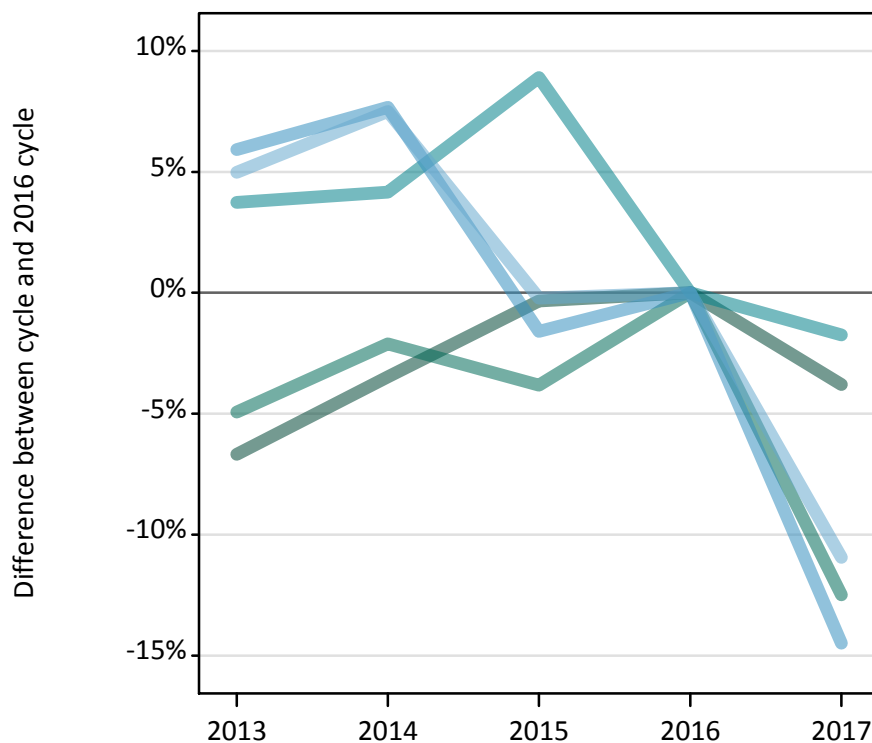
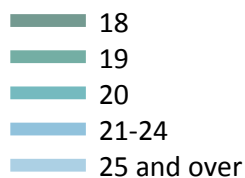
D.9.11 Applicants by domicile and age : Scotland

All age groups: Difference between cycle and 2016 cycle

Domicile and age group		2013	2014	2015	2016	2017
Scotland	Under 18	-9%	-10%	-3%	0%	3%
	18	-1%	0%	1%	0%	-2%
	19	-8%	-8%	-5%	0%	-3%
	20	-1%	-2%	-1%	0%	-0%
	21-24	-21%	-18%	-0%	0%	-4%
	25 and over	-36%	-29%	-3%	0%	1%

D.9.12 Applicants by domicile and age : Wales

Selected age groups: Difference between cycle and 2016 cycle



D.9.13 Applicants by domicile and age : Wales

All age groups

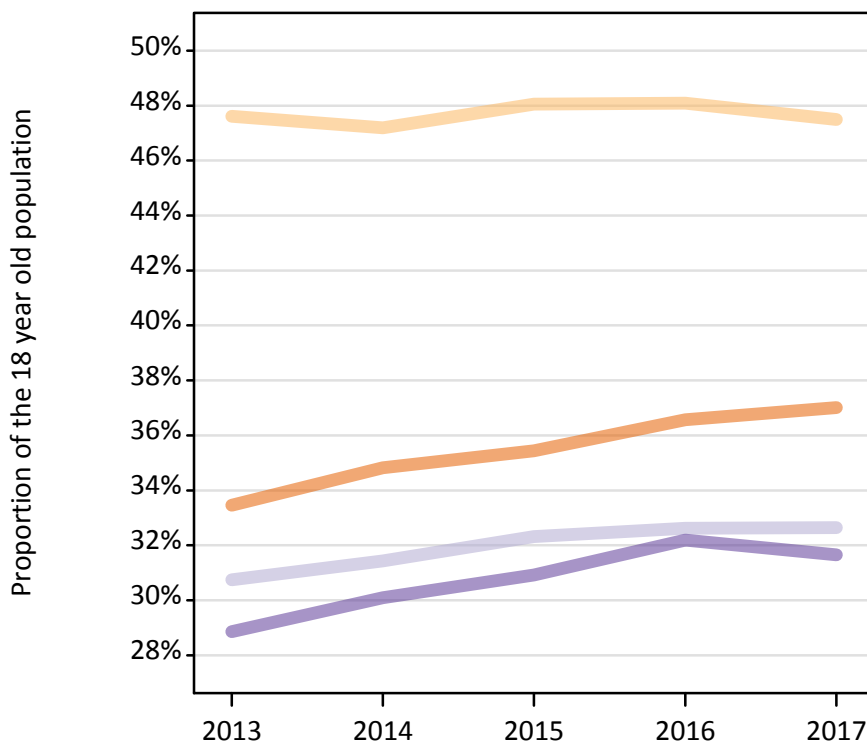
Domicile and age group		2013	2014	2015	2016	2017
Wales	Under 18	40	30	20	30	10
	18	10,910	11,280	11,650	11,690	11,250
	19	3,740	3,850	3,780	3,930	3,440
	20	1,250	1,250	1,310	1,200	1,180
	21-24	2,130	2,160	1,980	2,010	1,720
	25 and over	2,380	2,440	2,260	2,270	2,020

D.9.14 Applicants by domicile and age : Wales

All age groups: Difference between cycle and 2016 cycle

Domicile and age group		2013	2014	2015	2016	2017
Wales	Under 18	20%	-10%	-33%	0%	-53%
	18	-7%	-3%	-0%	0%	-4%
	19	-5%	-2%	-4%	0%	-12%
	20	4%	4%	9%	0%	-2%
	21-24	6%	8%	-2%	0%	-14%
	25 and over	5%	7%	-0%	0%	-11%

D.9.15 Application rates for 18 year olds by UK country of domicile
 18 year old applicants as a proportion of the 18 year old population



D.9.16 Application rates for 18 year olds by UK country of domicile
 18 year old applicants as a proportion of the 18 year old population

Domicile and age group		2013	2014	2015	2016	2017
England	18	33.5%	34.8%	35.4%	36.6%	37.0%
Northern Ireland	18	47.6%	47.2%	48.1%	48.1%	47.5%
Scotland	18	30.7%	31.4%	32.3%	32.6%	32.6%
Wales	18	28.9%	30.1%	30.9%	32.2%	31.7%

D.9.17 Technical notes and definitions

Applicants have been able to submit applications for all 2017 courses since early September.

Applicants who submit their applications to UCAS by the January deadline are considered as 'on time' applicants for the large majority of courses offered through UCAS.

This statistical release covers all Main Scheme applicants who submit their applications to UCAS by the January deadline, including those who have applied for courses with a 15 October deadline. Counts of RPAs (records of prior acceptance) are not included.

Counts of the number of applicants reported have been rounded to the nearest 10 applicants, this may result in instances where totals do not equal the sum of the components. Proportional changes have been rounded to the nearest whole percentage point.

In Scotland there is a substantial component (around one third of young full-time higher education) where admissions are not processed through UCAS. Consequently, for Scotland, this report reflects the trends in applications that are recruited through UCAS and not, as elsewhere in the UK, full-time undergraduate study in general.

Age

This statistical release uses country-specific age definitions which align with the cut off points for school/college cohorts within the different administrations of the UK. For England and Wales ages are defined on the 31 August, for Northern Ireland on the 1 July and for Scotland on the 28 February the following year. Defining ages in this way matches the assignment of children to school cohorts. For applicants outside of the UK the cohort cut off for England and Wales has been used.

Applicant

A person who has made an application in the UCAS system during the cycle reported (including applications for deferred entry). Records of prior acceptance (RPAs) are excluded.

Application

An application to a course at a provider made by an applicant in the UCAS main scheme. Applicants may make up to five main scheme applications.

Country of provider

An applicant may be counted once for each provider country they have applied to in the main scheme. If an applicant has applied to providers in multiple countries then the applicant is counted once within each country of provider applied to.

This statistical release excludes a small number of applications to a provider based in the EU.

Domicile

Declared area of permanent residence. The Channel Islands and the Isle of Man have been assigned as 'Not EU'.

First time applicant

An applicant that did not apply to the UCAS scheme in the previous cycle.

Main scheme

The main UCAS application scheme through which up to five providers/courses can be applied to. This opens in September and closes to new applications on 30 June the following year.

Reapplicant

An applicant that applied to the UCAS scheme in the previous cycle.

Subject group

The JACS3 classification used to classify courses into subject groups.

Tariff group of provider

Providers are grouped as higher, medium or lower tariff based on their average levels of attainment of their accepted applicants (summarised through UCAS Tariff points) in recent cycles. Each group of providers accounted for around a third of all UK 18 year old acceptances in recent cycles.